



STAINLESS STEEL

WORK TABLES

STANDARD Series - 5" Backsplash - Open Base Style



Item #: _____ Qty #: _____

Model #: _____

Project #: _____



NEW

**Rolled Rim Edges on
Front & Splash on
Back and Square
Side Edges**



**1-5/8" LEG STRETCHERS
Ensure Stability**

FEATURES:

Top is furnished with 1 5/8" sanitary rolled rim edge on front and square sides, and a 5" splash with a 1" return on the rear side.

TWO hat channels stud welded to reinforce and maintain a level working surface. 30" and 36" wide tables supplied with THREE hat channels.

Pre-engineered welded angle adapters insure ease of future drawer installation.

Front to back Stretchers are welded to legs. Left to right Stretcher bolted to legs and requires assembly.

CONSTRUCTION:

All TIG welded. Exposed weld areas polished to match adjacent surfaces.

Entire top mechanically polished to a satin finish.

Top is sound deadened.

Roll formed embossed galvanized hat channels are secured to top by means of structural adhesive and weld studs.

Gussets welded to support hat sections.

MATERIAL:

TKMS-SERIES: Stainless Steel Legs - Open Base

TOP: 16 gauge stainless steel type "304" series.

STRETCHERS: 1 5/8" dia. tubular stainless steel.

LEGS: 1 5/8" diameter tubular stainless steel.
1" adjustable stainless steel bullet feet.
Stainless steel gussets.

TKMG-SERIES: Galvanized Legs - Open Base

TOP: 16 gauge stainless steel type "304" series.

STRETCHERS: 1 5/8" dia. tubular galvanized steel.

LEGS: 1 5/8" diameter tubular galvanized steel.
1" adjustable plastic bullet feet.
Galvanized steel gussets.

TKMS-Series: Stainless Steel Legs & Stretchers

L	24" Wide	30" Wide	36" Wide
30"	TKMS-240	TKMS-300	
24"	TKMS-242	TKMS-302	
36"	TKMS-243	TKMS-303	TKMS-363
48"	TKMS-244	TKMS-304	TKMS-364
60"	TKMS-245	TKMS-305	TKMS-365
72"	TKMS-246	TKMS-306	TKMS-366
84"	TKMS-247	TKMS-307	TKMS-367
96"	TKMS-248	TKMS-308	TKMS-368
108"	TKMS-249	TKMS-309	TKMS-369
120"	TKMS-2410	TKMS-3010	TKMS-3610
132"	TKMS-2411	TKMS-3011	TKMS-3611
144"	TKMS-2412	TKMS-3012	TKMS-3612



TKMG-Series: Galvanized Steel Legs & Stretchers

L	24" Wide	30" Wide	36" Wide
30"	TKMG-240	TKMG-300	
24"	TKMG-242	TKMG-302	
36"	TKMG-243	TKMG-303	TKMG-363
48"	TKMG-244	TKMG-304	TKMG-364
60"	TKMG-245	TKMG-305	TKMG-365
72"	TKMG-246	TKMG-306	TKMG-366
84"	TKMG-247	TKMG-307	TKMG-367
96"	TKMG-248	TKMG-308	TKMG-368
108"	TKMG-249	TKMG-309	TKMG-369
120"	TKMG-2410	TKMG-3010	TKMG-3610
132"	TKMG-2411	TKMG-3011	TKMG-3611
144"	TKMG-2412	TKMG-3012	TKMG-3612

Create Your Own Efficient Workstation with the Available Standard Accessories (Visit Section K)



Customer Service Available To Assist You **1-800-645-3166** 8:30 am - 8:00 pm E.S.T.

Email Orders To: customer@advancetabco.com. For Smart Fabrication™ Quotes, Email To: smartfab@advancetabco.com or Fax To: 631-586-2933

NEW YORK
Fax: (631) 242-6900

GEORGIA
Fax: (770) 775-5625

TEXAS
Fax: (972) 932-4795

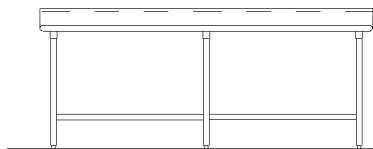
NEVADA
Fax: (775) 972-1578

DETAILS and SPECIFICATIONS

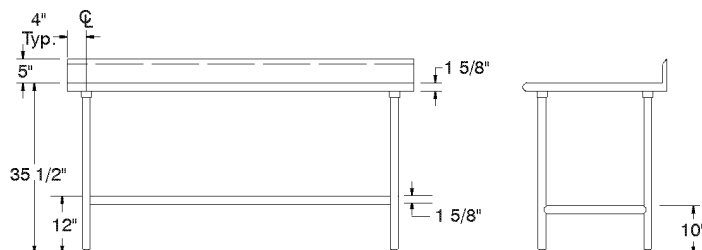
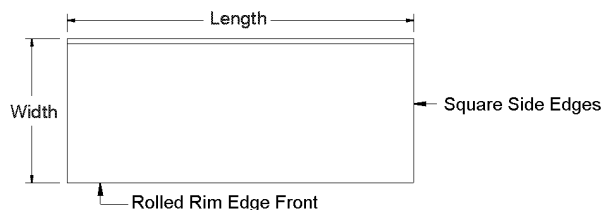
ALL DIMENSIONS ARE TYPICAL TOL ± .500"

All Units Shipped Unassembled (KD) for Reduced Shipping Costs.

TKMS & TKMG Series Open Base Style 5" Backsplash



Units 8ft. and larger are furnished with six (6) legs



TKMS-Series: Stainless Steel Legs & Stretchers

L	24" Wide	Wt.	30" Wide	Wt.	36" Wide	Wt.
30"	TKMS-240	49 lbs.	TKMS-300	55 lbs.		
24"	TKMS-242	43 lbs.	TKMS-302	48 lbs.		
36"	TKMS-243	55 lbs.	TKMS-303	62 lbs.	TKMS-363	80 lbs.
48"	TKMS-244	67 lbs.	TKMS-304	75 lbs.	TKMS-364	85 lbs.
60"	TKMS-245	77 lbs.	TKMS-305	89 lbs.	TKMS-365	99 lbs.
72"	TKMS-246	89 lbs.	TKMS-306	97 lbs.	TKMS-366	112 lbs.
84"	TKMS-247	107 lbs.	TKMS-307	118 lbs.	TKMS-367	131 lbs.
96"	TKMS-248	119 lbs.	TKMS-308	131 lbs.	TKMS-368	145 lbs.
108"	TKMS-249	135 lbs.	TKMS-309	150 lbs.	TKMS-369	165 lbs.
120"	TKMS-2410	234 lbs.	TKMS-3010	249 lbs.	TKMS-3610	268 lbs.
132"	TKMS-2411	258 lbs.	TKMS-3011	276 lbs.	TKMS-3611	298 lbs.
144"	TKMS-2412	273 lbs.	TKMS-3012	291 lbs.	TKMS-3612	313 lbs.

TKMG-Series: Galvanized Steel Legs & Stretchers

L	24" Wide	Wt.	30" Wide	Wt.	36" Wide	Wt.
30"	TKMG-240	49 lbs.	TKMG-300	55 lbs.		
24"	TKMG-242	43 lbs.	TKMG-302	48 lbs.		
36"	TKMG-243	55 lbs.	TKMG-303	62 lbs.	TKMG-363	80 lbs.
48"	TKMG-244	67 lbs.	TKMG-304	75 lbs.	TKMG-364	85 lbs.
60"	TKMG-245	77 lbs.	TKMG-305	89 lbs.	TKMG-365	99 lbs.
72"	TKMG-246	89 lbs.	TKMG-306	97 lbs.	TKMG-366	112 lbs.
84"	TKMG-247	107 lbs.	TKMG-307	118 lbs.	TKMG-367	131 lbs.
96"	TKMG-248	119 lbs.	TKMG-308	131 lbs.	TKMG-368	145 lbs.
108"	TKMG-249	135 lbs.	TKMG-309	150 lbs.	TKMG-369	165 lbs.
120"	TKMG-2410	234 lbs.	TKMG-3010	249 lbs.	TKMG-3610	268 lbs.
132"	TKMG-2411	258 lbs.	TKMG-3011	276 lbs.	TKMG-3611	298 lbs.
144"	TKMG-2412	273 lbs.	TKMG-3012	291 lbs.	TKMG-3612	313 lbs.

